

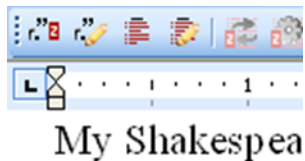
Cite

Citing Items

Zotero uses Citation Style Language (CSL) to properly format citations in many different bibliographic styles. Zotero supports all the major styles (Chicago, MLA, APA, Vancouver, etc.) as well as a great many journal-specific styles. If Zotero does not currently support a style you need, visit [requesting styles](#) for help adding it.

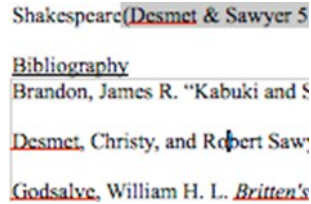
Word Processor Integration

Zotero's Word and OpenOffice plugins allow users to insert citations directly from their word processing software. This makes citing multiple pages, sources, or otherwise customizing citations a breeze. In-text citations, footnotes and endnotes are all supported.



Automatic Bibliographies

Using the word processor plugins makes it possible to switch citation styles for the entire document at once or automatically generate a bibliography from the items cited.



Manual Bibliographies

Zotero can insert citations and bibliographies into any text field or program. Simply drag-and-drop items, use Quick Copy to send citations to the clipboard, or export them directly to a file.



Gardner-Harvey Library 05/2011
with information from www.zotero.org



What is Zotero?

Before learning what Zotero does, it is important to know what it is. Zotero is an extension for the Firefox web-browser. It runs in its own pane within Firefox, separately from web pages.

What does Zotero do?

Zotero is, at the most basic level, a citation manager. It is designed to store, manage, and cite bibliographic references, such as books and articles. In Zotero, each of these references constitutes an item.

www.zotero.org

How do I install it?

Zotero is installed by visiting zotero.org and clicking the download button on the page.



Latest version: **2.1.6**

Requires Firefox 3.6 or 4.0

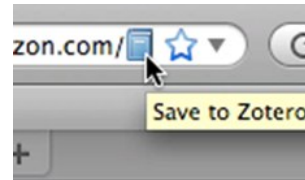
How do I open Zotero?

Click the Zotero icon in the bottom-right corner of your browser window to open your Zotero library. This brings up a pane with all of your references, collections, and notes. You can close Zotero by clicking on the X icon in the upper right of the Zotero window or by clicking on the logo again. The Zotero window does not have to be open for you to do “quick saves” of material you want to add to your research collection.



Capturing Items

Because Zotero runs within Firefox, it is simple to create new items from information available on the internet. If a capture icon appears in the address bar, Zotero can automatically create an item of the appropriate type and populate the metadata fields. If a full-text PDF is available, it will be automatically attached to the item.



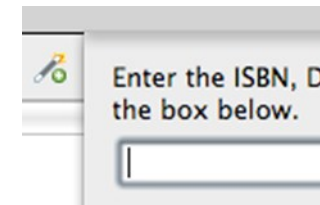
Single or Multiple Captures

If the capture icon is a book, article, image or other single item, clicking on it will add the item to the current collection in Zotero. If the capture icon is a folder, the web page contains multiple items. Clicking it will open a dialog box from which items can be selected and saved to Zotero.



Add Item by Identifier

Zotero can add items automatically using ISBN number, Digital Object Identifier (DOI) or PubMed ID. This is done by clicking the Add Item by Identifier button in the Zotero toolbar, typing in the ID number and clicking OK.



Manually Adding Items

Items can be added manually by clicking the New Item button in the Zotero toolbar, then selecting the appropriate item type. Metadata can then be added by hand in the right column. Apart from the versatility this provides, it is important for adding primary documents.

